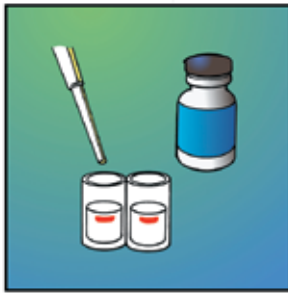


Agri-Screen Procedure for Aflatoxin

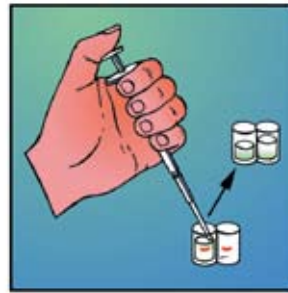
Note: Please read kit instructions completely before performing test.
Questions? Call 800/234-5333 or 517/372-9200.



1. Add 100 μ L conjugate to each red marked mixing well.



2. Add 100 μ L control and sample to their respective wells. Mix.



3. Transfer 100 μ L to antibody wells. Incubate for 2 minutes.



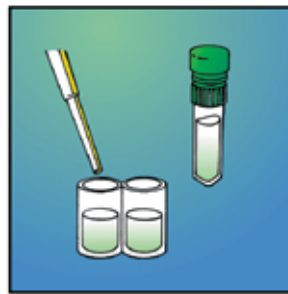
4. Dump liquid from antibody wells.



5. Wash wells thoroughly 5 times with deionized water.



6. Tap out water on absorbent paper towel.



7. Add 100 μ L substrate to each well. Incubate 3 minutes.



8. Add 100 μ L Red Stop to each well.



9. Visually read results.

Product Specifications

Control provided:	20 ppb
Testing time:	5-10 minutes
Antibody cross-reactivity:	Total aflatoxins (B ₁ , B ₂ , G ₁ , G ₂)



620 Leshler Place • Lansing, MI 48912
800/234-5333 (USA and Canada only) • 517/372-9200 • fax: 517/372-2006
e-mail: foodsafety@neogen.com • www.neogen.com